

# Ferramenta per porte poliammide

Guarniture con placche lunghe

## Guarnitura per porta

Poliammide nero profondo

Tecnica R / Guida acciaio / Classe 4


















HEWI



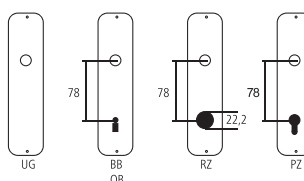
Designazione	Ordine / Costruttore no.	H	I	H	∅	∅	∇	CHF
<b>Guarnitura porta camera</b>								Gt 226.00
Maniglie per porta	190.115.23R.0	149	23	98	23	8		Pr 113.00
Placche per porta	190.235.23R UG Pr	46	260	10.5	46/8-5	23		Pr 113.00
Placche per porta	190.235.23R BB78 Pr	46	260	10.5	46/8-5	23		Pr 113.00
Placche per porta	190.235.23R RZ78 Pr	46	260	10.5	46/8-5	23		Pr 113.00
Placche per porta	190.235.23R PZ78 Pr	46	260	10.5	46/8-5	23		Pr 113.00
Placche per porta WC	190.235.23RNR WC78	46	260	10.5	46/8-5	23	7	Pr 130.00
<b>Guarnitura porta d'entrata</b>								Gt 226.00
Maniglie porta d'entrata	190.115.23RH.0	149	23	98	23	9		Pr 113.00



### Pittogrammi per le misure

-  Larghezza totale
-  Larghezza rosetta
-  Altezza totale
-  Altezza rosetta
-  Lunghezza della maniglia
-  Sporgenza della superficie di montaggio
-  Sporgenza in mezzo al foro/Distanza alla chiave
-  Profondità incastrata
-  Distanza del mezzo foro vite della cima – mezzo foro della maniglia
-  Diametro (Foro, mandrino, asta, tubo, corda o capocorda)
-  Ferro quadro/foro quadro
-  Distanza dei fori di vite
-  Sbalzo
-  Spessore del materiale
-  Filetto, vite
-  Misura A
-  Dimensioni della confezione/sconto scaglionato

### Fori standard



### Spessori standard

Porte da camera : 40 mm  
Porte d'entrata: 60 mm