

Poignées porte à profil

Aluminium F1 argent


















HOPPE



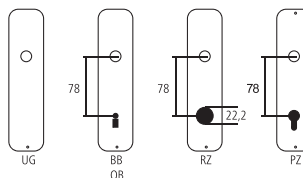
Désignation	Commande/Réf. Fabricant				CHF
Poignées porte à profil	51.138/20H.2-9	136	52	8	pc 51.00



Explication des signes

-  Largeur totale
-  Largeur rosace
-  Hauteur totale
-  Hauteur rosace
-  Longueur de la poignée
-  En saillie de la surface de montage
-  En saillie au milieu du trou/distance au canon
-  Profondeur encastrée
-  Distance du milieu du trou de vis du haut au milieu du trou de poignée
-  Diamètre (trou, tige, tube, corde, collet etc.)
-  Tige carrée/trou carré
-  Distance des trous de vis
-  Recouvrement
-  Epaisseur du matériel
-  Filetage, vis
-  Mesure A
-  Emballage/Rabais quantitatif

Perçages standards



Épaisseurs de bois standards

Portes de chambre : 40 mm
Portes d'entrée : 60 mm