


















### Anello con rosetta

Ferro colore naturale (bassa resistenza alla corrosione)

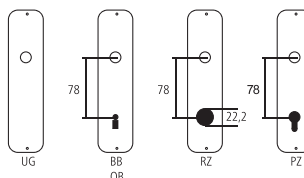


Designazione	Ordine / Costruttore no.	H	I	H	o-o	mm	CHF
Anello con rosetta	13.1258	52	70	19	43	M4x30	pz 76.00

#### Pittogrammi per le misure

-  Larghezza totale
-  Larghezza rosetta
-  Altezza totale
-  Altezza rosetta
-  Lunghezza della maniglia
-  Sporgenza della superficie di montaggio
-  Sporgenza in mezzo al foro/Distanza alla chiave
-  Profondità incastrata
-  Distanza del mezzo foro vite della cima – mezzo foro della maniglia
-  Diametro (Foro, mandrino, asta, tubo, corda o capocorda)
-  Ferro quadro/foro quadro
-  Distanza dei fori di vite
-  Sbalzo
-  Spessore del materiale
-  Filetto, vite
-  Misura A
-  Dimensioni della confezione/sconto scaglionato

#### Fori standard



#### Spessori standard

Porte da camera : 40 mm  
Porte d'entrata: 60 mm