

## Battente


















Ferro zincato e patinato vecchio



| Designazione | Ordine / Costruttore no. | H   | I   | H  | o   | mm | CHF       |
|--------------|--------------------------|-----|-----|----|-----|----|-----------|
| Battente     | 15.239 K                 | 110 | 200 | 36 | 115 | M6 | pz 265.00 |



### Pittogrammi per le misure

-  Larghezza totale
-  Larghezza rosetta
-  Altezza totale
-  Altezza rosetta
-  Lunghezza della maniglia
-  Sporgenza della superficie di montaggio
-  Sporgenza in mezzo al foro/Distanza alla chiave
-  Profondità incastrata
-  Distanza del mezzo foro vite della cima – mezzo foro della maniglia
-  Diametro (Foro, mandrino, asta, tubo, corda o capocorda)
-  Ferro quadro/foro quadro
-  Distanza dei fori di vite
-  Sbalzo
-  Spessore del materiale
-  Filetto, vite
-  Misura A
-  Dimensioni della confezione/sconto scaglionato