


















## Supporto centrale

Ottone cromato lucido



Designazione	Ordine / Costruttore no.	H	I	H	I	Ø	∞-∞	CHF
Supporto Reling centrale	26.1751/16	48	27	59	45	16	32	pz 48.50
Supporto centrale	26.1751/20	48	29	61	45	20	32	pz 51.50
Supporto centrale	26.1751/25	48	33	63	45	25	32	pz 54.50

### Pittogrammi per le misure

-  Larghezza totale
-  Larghezza rosetta
-  Altezza totale
-  Altezza rosetta
-  Lunghezza della maniglia
-  Sporgenza della superficie di montaggio
-  Sporgenza in mezzo al foro/Distanza alla chiave
-  Profondità incastrata
-  Distanza del mezzo foro vite della cima – mezzo foro della maniglia
-  Diametro (Foro, mandrino, asta, tubo, corda o capocorda)
-  Ferro quadro/foro quadro
-  Distanza dei fori di vite
-  Sbalzo
-  Spessore del materiale
-  Filetto, vite
-  Misura A
-  Dimensioni della confezione/sconto scaglionato