


















Supporto finale

Ottone cromato lucido



Designazione	Ordine / Costruttore no.	H	I	H	I	∅	∞	CHF
Supporto finale Reling s.	26.1750/16 Ls	48	28	59	45	16	32	pz 49.00
Supporto finale Reling d.	26.1750/16 Rs	48	28	59	45	16	32	pz 49.00
Supporto finale sinistro	26.1750/20 Ls	48	30	61	45	20	32	pz 53.50
Supporto finale destro	26.1750/20 Rs	48	30	61	45	20	32	pz 53.50
Supporto finale sinistro	26.1750/25 Ls	48	33	63	45	25	32	pz 56.50
Supporto finale destro	26.1750/25 Rs	48	33	63	45	25	32	pz 56.50

Pittogrammi per le misure

-  Larghezza totale
-  Larghezza rosetta
-  Altezza totale
-  Altezza rosetta
-  Lunghezza della maniglia
-  Sporgenza della superficie di montaggio
-  Sporgenza in mezzo al foro/Distanza alla chiave
-  Profondità incastrata
-  Distanza del mezzo foro vite della cima – mezzo foro della maniglia
-  Diametro (Foro, mandrino, asta, tubo, corda o capocorda)
-  Ferro quadro/foro quadro
-  Distanza dei fori di vite
-  Sbalzo
-  Spessore del materiale
-  Filetto, vite
-  Misura A
-  Dimensioni della confezione/sconto scaglionato