


















Sistema di montaggio

Ottone lucido

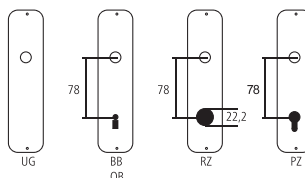


Designazione	Ordine / Costruttore no.	H	I	H	∅	CHF
Sistema di montaggio	20.1785	35	1000	920	20	pz 184.00

Pittogrammi per le misure

-  Larghezza totale
-  Larghezza rosetta
-  Altezza totale
-  Altezza rosetta
-  Lunghezza della maniglia
-  Sporgenza della superficie di montaggio
-  Sporgenza in mezzo al foro/Distanza alla chiave
-  Profondità incastrata
-  Distanza del mezzo foro vite della cima – mezzo foro della maniglia
-  Diametro (Foro, mandrino, asta, tubo, corda o capocorda)
-  Ferro quadro/foro quadro
-  Distanza dei fori di vite
-  Sbalzo
-  Spessore del materiale
-  Filetto, vite
-  Misura A
-  Dimensioni della confezione/sconto scaglionato

Fori standard



Spessori standard

Porte da camera : 40 mm
 Porte d'entrata: 60 mm

